



SUCCESS
INDUSTRIES

INNOVATIVE SOLUTIONS FOR A SUSTAINABLE FUTURE



www.successindustries.in

WELCOME NOTE

It is with great pleasure and enthusiasm that we welcome you to the world of Success Industries, a place where innovation, sustainability, and excellence converge to redefine the industry standards.

At Success Industries, we pride ourselves on our diverse range of cutting-edge products, from sanitary napkins and antimicrobial biodegradable films to numerous other sustainable solutions & concepts.

Each product is a testament to our unwavering commitment to cater to the varied needs of our valued customers, blending advanced technology with eco-friendly practices to enhance everyday life.

As we look towards the future, we invite you to join us on a journey where innovation and sustainability harmonize to create a world where quality and care coexist seamlessly. We are dedicated to pioneering solutions that not only meet the demands of today but also anticipate the needs of tomorrow.

Together, let's shape a future where every product stands as a beacon of progress and environmental responsibility, and where each step is a stride towards a brighter, greener tomorrow.

Welcome aboard! Let's make a difference.



VISION

- To encourage and inspire businesses, communities, and manufacturers to embrace environmentally friendly practices.
- To be & promote prudent resource management and proficient use of biodegradable materials which will lead the way in environmental conservation & sustainability.



MISSION

- Harness our expertise to provide innovative, end-to-end solutions that prioritize sustainability and environmental responsibility
- Champion green initiatives through our eco-conscious and scalable solutions
- Enhance personal well-being & global care, one step at a time



PRODUCT RANGE

Success Industries offers an extensive and comprehensive array of products tailored to meet the diverse needs across varied industries:

- **Sanitary Napkins:** Designed to prioritize women's comfort, endurance and sustainability.
- **Panty Liners:** Serves as a backup for light discharge, spotting and emergencies.
- **Sanitary Napkin Machines:** Integrating advanced technology to craft comfortable pads from natural, breathable fabrics.
- **Anti-Microbial Biodegradable Films:** Made from plant-based materials to ensure minimal carbon emissions during composting.

SANITARY NAPKIN

Our ultra-thin pads provide comfort and protection, with breathable materials for a discreet fit and a high-absorbency core to keep you confident during any activity. In addition to these features, they also come with UV sterilization and antimicrobial top sheets to maintain hygiene.

Our key offerings include

- **Compostable Napkins:**
Made from sustainable materials, these napkins degrade naturally in 120 days.
- **Conventional Napkins:**
Ideal for everyday use, ensuring long-lasting dryness and wide coverage.
- **Both products are available in three sizes:**
240mm (Regular), 280mm (XL), and 320mm (XXL)



PANTY LINERS

Our panty liners are thin, lightweight and discreet, making them ideal for light discharge, spotting or as a backup for regular sanitary napkins. Made from soft, breathable materials, these panty liners ensure long-lasting freshness, reliable performance and hygiene, reflecting our commitment to quality and sustainability. We offer a diverse range of panty liners to meet every woman's needs, ensuring protection, comfort, and confidence every day.



BIODEGRADABLE FILM

Our 100% compostable films feature antimicrobial properties, effectively reducing bacterial and viral growth to enhance hygiene. They are ideal for various industries including healthcare, agriculture, textile and waste management. Customizable in thickness, size, and branding options, they provide tailored solutions for diverse applications.



SANITARY NAPKIN MACHINES

Our in-house sanitary napkin making machines are capable of producing 120 units per minute, while utilizing only one-third of the space and power compared to traditional equipment. This minimizes reliance on manpower, optimizes production processes, and significantly reduces waste, aligning with our mission to lead advancements in menstrual care. Additionally, we offer a comprehensive 'one-stop shop' solution across all verticals of the process: from sourcing and procurement of raw materials to machine training, packaging, and product branding, ensuring consistency. This integrated approach also guarantees rigorous quality control throughout production, making sure that each unit meets our high standards.



Minimizing our environmental impact is fundamental to our values. By choosing our products, you actively contribute to a greener future. Our commitment goes beyond our operational footprint - we collaborate with organizations to promote health awareness. Through ongoing research and development, we remain firm in our dedication towards sustainability - continually striving to innovate and discover even more long-lasting solutions for the future.


[illegible]

SGS		TEST RESULT		DATE : 19/02/2021	
Report No. : COTX-1420668					
TESTED PARTY WILL PAYS FOR ALL EXTRA PRIVATE TESTING					
WILL PAYS FOR ALL EXTRA PRIVATE TESTING					
WILL PAYS FOR ALL EXTRA PRIVATE TESTING					
WILL PAYS FOR ALL EXTRA PRIVATE TESTING					
CONTACT PERSON : CHANG SONG					
FREE CONSULTATION SERVICE REQUESTED AND IDENTIFIED OWNERSHIP OF THE CUSTOMER AS :					
SAMPLE DESCRIPTION		ARTICLE			
COLOUR		NON-IDENTIFIABLE ARTICLE			
IDENTIFYING NUMBER		GREEN AS IDENTIFIED THE LABORATORY			
NUMBER OF IDENTIFICATION		NOT PROVIDED			
NUMBER OF COLOUR		NONE			
SAMPLE RECIHON		11/02/2021			
TESTING PERIOD : 11/02/2021 - 14/02/2021					
RESULT SUMMARY					
TEST		PASS / FAIL		REMARKS	
FUNCTIONAL ACTIVITY					
				REFER RESULTS	



The pass SGS index Probe L01

 **J. P. JORDAN/REDAKED**
 Global pass Your Request Registered Employee of Customer@COTX.com

[illegible]

SGS		THE REPORT							
Report No. CH7E C0000558		DATE 19/09/2016							
									
# 111112 101121 01-01 A 1. Measurement point(s):									
A 2. Averaging of Significant Numbers of Tests taken immediately after installation on pre-tested test pieces.									
A 3. Averaging of Significant Numbers of Tests taken after installation on untested test pieces after 24 hours.									
A 4. Averaging of Significant Numbers of Tests taken after installation on dechlorinated test pieces after 24 hours.									
Interpretation of the result (in per cent 2016/2015):									
<table border="1"> <tr> <th colspan="2">Status of individual sample</th> </tr> <tr> <td>Number of individual test pieces</td> <td>111112</td> </tr> <tr> <td>Number of individual test pieces</td> <td>111112</td> </tr> </table>				Status of individual sample		Number of individual test pieces	111112	Number of individual test pieces	111112
Status of individual sample									
Number of individual test pieces	111112								
Number of individual test pieces	111112								
Result:									
<table border="1"> <tr> <td>Test criteria</td> <td>Interpretation status (CH7E 1016)</td> <td>Experimental value (CH7E 1016)</td> </tr> <tr> <td></td> <td>OK</td> <td>OK</td> </tr> </table>		Test criteria	Interpretation status (CH7E 1016)	Experimental value (CH7E 1016)		OK	OK		
Test criteria	Interpretation status (CH7E 1016)	Experimental value (CH7E 1016)							
	OK	OK							
Note: The above test is a submittance to SGS under Part 175, SGS P-175 (Change Report)									

SGS		TEST REPORT	
Report No.: CHN1702090509		DATE: 19/02/2017	
XXXXXXXXXXXX			
SAMPLE PHOTO			
			
*** End Report ***			

		TEST REQUEST		Report Number: CHN T4-124201107.1									
				Printed Report Date: 18/07/2021									
Report Name: CHN T4-124201107.1 臺灣地區醫療器材類產品													
TEMPERATURE POLYPROPYLENE FILM WOUND LIMITED NO. 808 HONGJIA TAIWANESE INDUSTRIAL PARK, FENGSHANGHUA TAIWANESE MAINLAND 76													
CONTACT PERSON: LI WENJIAN @SGS THE FOLLOWING SAMPLES/HANDOVER SUBMITTED AND IDENTIFIED BY/RESULT OF THE CUSTOMER AS : SAMPLE DESCRIPTION: 80-DEGRADABLE SURGICAL DRAPE COLOR: GREEN COUNTRY OF ORIGIN/PRODUCTION: INDIA COUNTRY OF DESTINATION: INDIA SAMPLE RECEIVED: 24/06/2021 TESTING PERIOD: 24/06/2021 - 08/07/2021 RESULT SUMMARY: <table border="1"> <thead> <tr> <th>TEST</th> <th>PASS</th> <th>FAIL</th> <th>REMARKS</th> </tr> </thead> <tbody> <tr> <td>2-DEGRADABLE, ACTIVITY</td> <td></td> <td></td> <td>REFER RESULTS</td> </tr> </tbody> </table>						TEST	PASS	FAIL	REMARKS	2-DEGRADABLE, ACTIVITY			REFER RESULTS
TEST	PASS	FAIL	REMARKS										
2-DEGRADABLE, ACTIVITY			REFER RESULTS										
Pre pay SGS India (Pvt) Ltd  P. RAMAKRISHNA General Manager Email your Test Request/Report/Invoice at ContactSGS@sgs.com													

Test Report valid for 24 months unless you are customer request
 This Report is valid and supersedes the Report No CHN T4-124201107.1 dated 08/07/2021 issued by SGS India

		TEST REPORT	
Report No.: CEN-14-0303371-A		Report Date: 2015/02/24	
Additional Activity Test			
Test Parameter	Method	Result	Unit
DIAPYCNOL BIOLOGICAL			
Microbial Activity			
2015/02/24/01		--	

Test Incubator	Biomass Concentration (mg/LC 4300)	Respiratory Quotient (mg/LC 4300)
1. Concentration of incubation	2.1 x 10 ⁷	2.1 x 10 ⁷
2. Difference of oxygen flow flow (mL/min) (mL/h)	Incubation (mL/h) 0.0	Incubation (mL/h) after incubation (mL/h) 0.0
3. Difference of oxygen flow flow (mL/min) (mL/h)	Incubation (mL/h) 0.0	Incubation (mL/h) after incubation (mL/h) 0.0
4. Difference of oxygen flow flow (mL/min) (mL/h)	Incubation (mL/h) 0.0	Incubation (mL/h) after incubation (mL/h) 0.0
5. Difference of oxygen flow flow (mL/min) (mL/h)	Incubation (mL/h) 0.0	Incubation (mL/h) after incubation (mL/h) 0.0
6. Difference of oxygen flow flow (mL/min) (mL/h)	Incubation (mL/h) 0.0	Incubation (mL/h) after incubation (mL/h) 0.0
7. Difference of oxygen flow flow (mL/min) (mL/h)	Incubation (mL/h) 0.0	Incubation (mL/h) after incubation (mL/h) 0.0
8. Difference of oxygen flow flow (mL/min) (mL/h)	Incubation (mL/h) 0.0	Incubation (mL/h) after incubation (mL/h) 0.0
9. Difference of oxygen flow flow (mL/min) (mL/h)	Incubation (mL/h) 0.0	Incubation (mL/h) after incubation (mL/h) 0.0
10. Difference of oxygen flow flow (mL/min) (mL/h)	Incubation (mL/h) 0.0	Incubation (mL/h) after incubation (mL/h) 0.0
11. Difference of oxygen flow flow (mL/min) (mL/h)	Incubation (mL/h) 0.0	Incubation (mL/h) after incubation (mL/h) 0.0
12. Difference of oxygen flow flow (mL/min) (mL/h)	Incubation (mL/h) 0.0	Incubation (mL/h) after incubation (mL/h) 0.0
13. Difference of oxygen flow flow (mL/min) (mL/h)	Incubation (mL/h) 0.0	Incubation (mL/h) after incubation (mL/h) 0.0
14. Difference of oxygen flow flow (mL/min) (mL/h)	Incubation (mL/h) 0.0	Incubation (mL/h) after incubation (mL/h) 0.0
15. Difference of oxygen flow flow (mL/min) (mL/h)	Incubation (mL/h) 0.0	Incubation (mL/h) after incubation (mL/h) 0.0
16. Difference of oxygen flow flow (mL/min) (mL/h)	Incubation (mL/h) 0.0	Incubation (mL/h) after incubation (mL/h) 0.0
17. Difference of oxygen flow flow (mL/min) (mL/h)	Incubation (mL/h) 0.0	Incubation (mL/h) after incubation (mL/h) 0.0
18. Difference of oxygen flow flow (mL/min) (mL/h)	Incubation (mL/h) 0.0	Incubation (mL/h) after incubation (mL/h) 0.0
19. Difference of oxygen flow flow (mL/min) (mL/h)	Incubation (mL/h) 0.0	Incubation (mL/h) after incubation (mL/h) 0.0
20. Difference of oxygen flow flow (mL/min) (mL/h)	Incubation (mL/h) 0.0	Incubation (mL/h) after incubation (mL/h) 0.0
21. Difference of oxygen flow flow (mL/min) (mL/h)	Incubation (mL/h) 0.0	Incubation (mL/h) after incubation (mL/h) 0.0
22. Difference of oxygen flow flow (mL/min) (mL/h)	Incubation (mL/h) 0.0	Incubation (mL/h) after incubation (mL/h) 0.0
23. Difference of oxygen flow flow (mL/min) (mL/h)	Incubation (mL/h) 0.0	Incubation (mL/h) after incubation (mL/h) 0.0
24. Difference of oxygen flow flow (mL/min) (mL/h)	Incubation (mL/h) 0.0	Incubation (mL/h) after incubation (mL/h) 0.0
25. Difference of oxygen flow flow (mL/min) (mL/h)	Incubation (mL/h) 0.0	Incubation (mL/h) after incubation (mL/h) 0.0
26. Difference of oxygen flow flow (mL/min) (mL/h)	Incubation (mL/h) 0.0	Incubation (mL/h) after incubation (mL/h) 0.0
27. Difference of oxygen flow flow (mL/min) (mL/h)	Incubation (mL/h) 0.0	Incubation (mL/h) after incubation (mL/h) 0.0
28. Difference of oxygen flow flow (mL/min) (mL/h)	Incubation (mL/h) 0.0	Incubation (mL/h) after incubation (mL/h) 0.0
29. Difference of oxygen flow flow (mL/min) (mL/h)	Incubation (mL/h) 0.0	Incubation (mL/h) after incubation (mL/h) 0.0
30. Difference of oxygen flow flow (mL/min) (mL/h)	Incubation (mL/h) 0.0	Incubation (mL/h) after incubation (mL/h) 0.0
31. Difference of oxygen flow flow (mL/min) (mL/h)	Incubation (mL/h) 0.0	Incubation (mL/h) after incubation (mL/h) 0.0
32. Difference of oxygen flow flow (mL/min) (mL/h)		

[illegible]

www.successindustries.in



SUCCESS
INDUSTRIES

No.1, Shabeer Avenue, Thanikachalam Nagar,
Ponnammanmedu, Chennai - 600110, Tamil Nadu, India.

customercare@successindustries.in

+91 98400 54143 | 56592 | +91 98405 10100